



**TAP HERE TO OPEN YOUR LIVE & DEMO
ACCOUNT TO BE A PART OF THE COMMUNITY**

When you get to the sign-up page, make sure to enter the referral name/promotion code - XCODE222 in the 'Referred By' section to make sure you receive your bonus

(£€\$)500–(£€\$)50,000 deposit · 150% bonus (first (£€\$)1,000, T&Cs) 25% thereafter · MT5 only

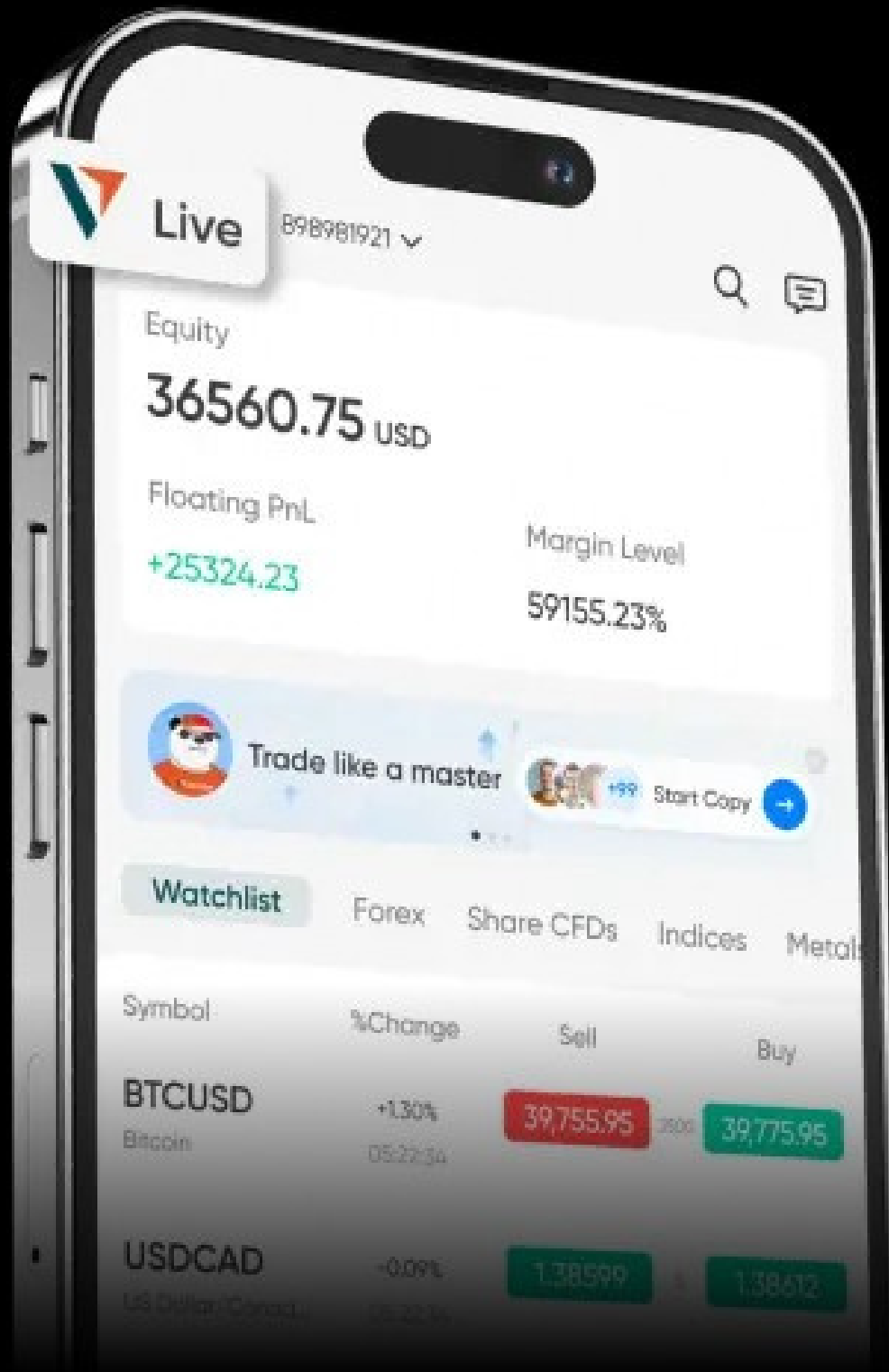
What you will do in this guide

1. Create your Vantage account
2. Verify your identity
3. Create demo Account or deposit funds for live Account
4. Connect your account to MT5
5. Set up your trading pairs
6. Join the Practice or VIP trading group

1) Start With the Referral Link

Open the link above to reach Vantage Markets.

Confirm the address begins with <https://www.vantagemarkets.com>



2) Create Your Account

Fill in your email and password, select your country, choose Individual, and verify your email.

Open Live Account

Email Address Phone Number

Country*

Email*

Password*

Referred By

Individual Company

I am not a US resident

I agree to Vantage using my data for product/service information, offers, events, and application support. You can unsubscribe anytime. For details, see our [Privacy Policy](#).

CREATE ACCOUNT

[Practice Trading](#) / [Login](#)

Open Live Account form

By providing your email and proceeding to create an account on this website, you acknowledge that you will be opening an account with Vantage Global Limited, regulated by the Vanuatu Financial Services Commission (VFSC), and not the UK Financial Conduct Authority (FCA).

Email

Please tick all to proceed

- I acknowledge that I am signing up for an account with Vantage Global Limited, regulated by the VF, SC. and not with the FCA.
- I understand that I have the option to sign up for an account through vantagemarkets.co.uk, which is regulated by the FCA.

PROCEED


PLEASE DIRECT ME TO WEBSITE OPERATED
BY VANTAGE GLOBAL PRIME LLP,
REGULATED BY THE FCA IN UNITED
KINGDOM.

Make sure you tick all boxes before clicking “Proceed.”

You need to click *Proceed*, not the one below it.

Tap **PROCEED** (top orange button). Do not choose the lower FCA redirect button.

Why this matters: Proceed keeps you on the standard Vantage onboarding required for this guide (bonus + MT5 setup). The lower button takes you to a different UK site and interrupts the flow here.

 **Personal Details**

* First Name

* Last Name

* Gender
 Male Female


* Date Of Birth

* Phone Number

* Country of main residency

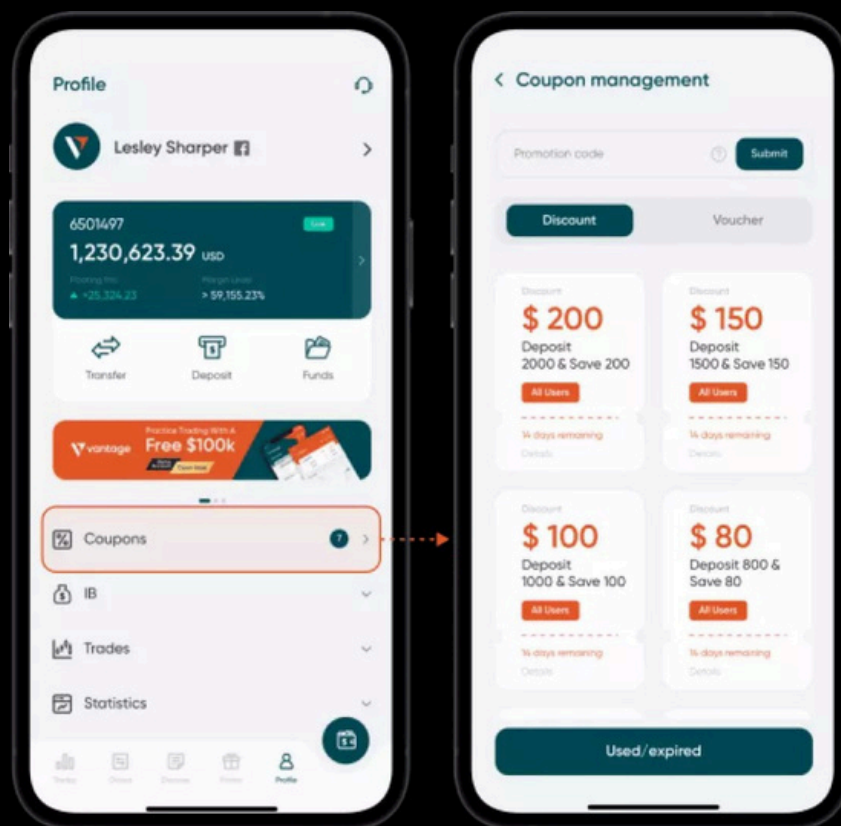
* Nationality

[Next](#)



5) Opt-In and Deposit


In Promotions, opt in to the 150% Deposit Bonus before funding. If the bonus doesn't appear after deposit, go back and press Redeem Bonus.



Opt in · redeem if needed

Funding: Go to **Funds** → **Deposit Funds**, choose your method, and deposit your amount.

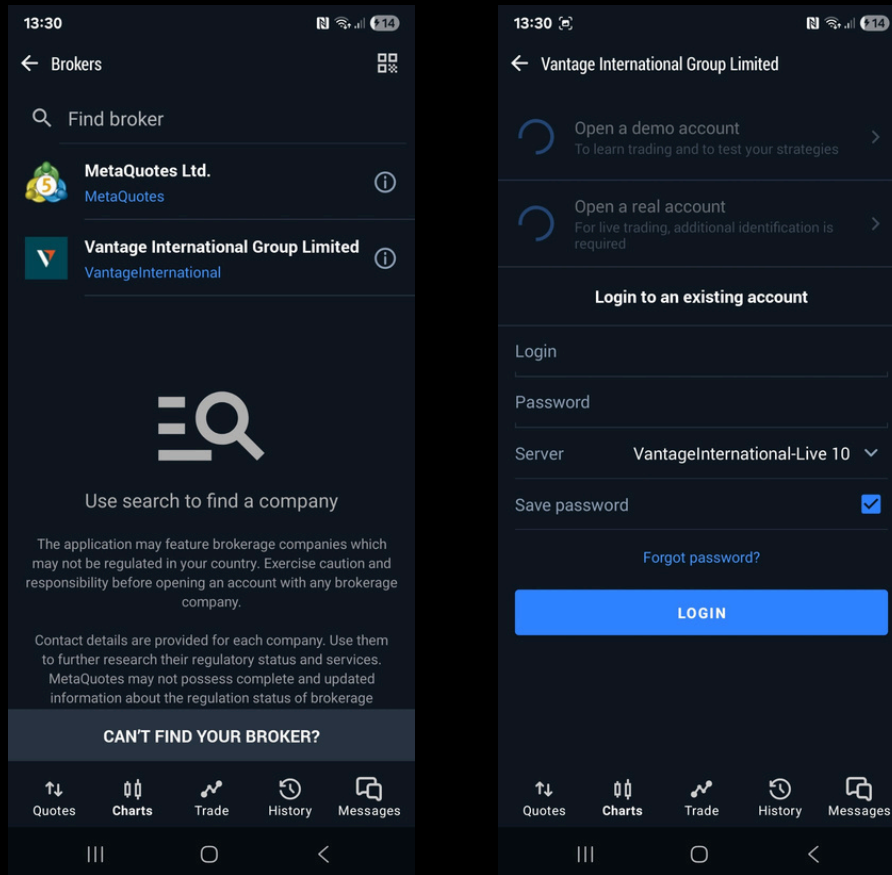
Minimum deposit is (€\$)500 up to (€\$)50,000. Bonuses only apply to the first (€\$)1,000 - please read the terms and conditions.



Deposit options

6) Connect to MT5

Mobile: MT5 → Manage Accounts → + → Login to an Existing Account → search “Vantage” → select your Live server → login with your account number & password.



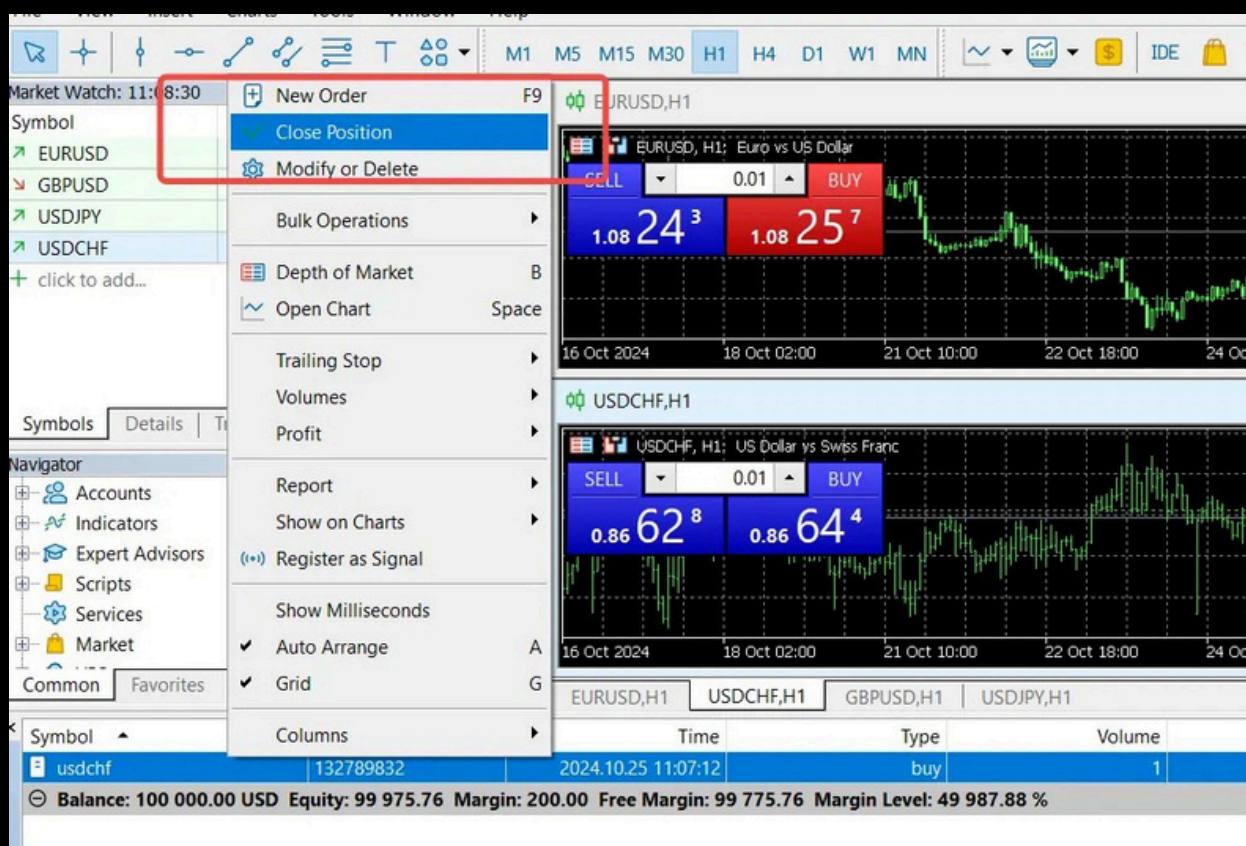
What you'll receive: After approval, Vantage emails your MT5 Login (account number), Password, and the correct Live Server.

- **Mobile (iOS/Android):** MT5 → Menu → Manage Accounts → + → Login to an Existing Account → search “Vantage Markets” → select your Live server → enter Login & Password → Login.
- **Desktop:** MT5 → File → Login to Trade Account → choose your Vantage Live server → enter Login & Password → Login.
- **Servers:** Use the exact server name from the email (e.g., VantageInternational-Live). Selecting a different server will cause an “Invalid Account” error.

Troubleshooting:

- **Invalid account:** Wrong server selected — recheck the welcome email and pick the matching Live server.
- **Wrong password:** MT5 password is case-sensitive; reset it in the Vantage client portal if needed.
- **No connection:** Toggle mobile data/Wi-Fi, or try again later (maintenance windows can affect logins).

Desktop: Download MT5 → File → Login to Trade Account → choose the correct Vantage Live server → enter login & password.



MT5 platform (example)

Join & Practice Trades Before Going Live

In this group, you will learn the fundamentals of trading and place trades confidently before you decide to go live. [Click here](#) to request access to the VIP group on Telegram. Please send over your full name and your Vantage account number, and they'll assist you as soon as possible.



Setting up Vantage Markets & MetaTrader 5 (FOR DEMO OR LIVE)



MetaTrader 5

Trading & Technical analysis

Get

★★★★★ 14K

MetaQuotes Software...

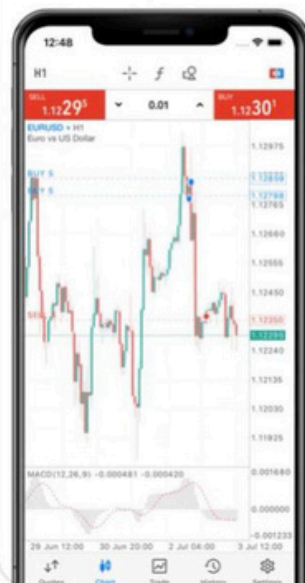
No. 37 Finance



Professional platform
for online trading in
financial markets

12:47
Quotes
enter symbol for search
EURUSD 1.1229¹ 1.1230²
L: 1.12238 H: 1.12489
GBPUSD 1.2445⁵ 1.2446²
L: 1.24373 H: 1.24862
USDCHF 0.9463² 0.9464¹
L: 0.94484 H: 0.94700
USDJPY 107.48⁴ 107.49¹
L: 107.433 H: 107.566
USDCNH 7.0685¹ 7.0711⁴
L: 7.06155 H: 7.07017
AUDUSD 0.6930³ 0.6931⁷
L: 0.69136 H: 0.69408
NZDUSD 0.6518² 0.6519³
L: 0.65012 H: 0.65308
USDCAD 1.3572⁴ 1.3573³
L: 1.35528 H: 1.35748
USDSEK 9.3190² 9.3224³
Quotes Chart Trade History Settings

Full-fledged technical
analysis & one-click
trading



INSTALL MT5

Go to your app store on your phone, search for 'MetaTrader 5' & install the app

Setting up Vantage Markets & MetaTrader 5 (FOR DEMO OR LIVE)

https://www.vantagemarkets.com/open-live-account/?affid=NzQ0MjQ=&invitecode=XCODE222

EN

Open Live Account

Email Address Phone Number

Country *

Email *

Password *

Referred By

Individual Company Trust

When opening the account make sure you put the referral code of the person who referred you

Go to Vantage Markets through the referral link
Click the link from your referral to go to Vantage Markets

https://secure.vantagemarkets.com/accountManagement

Home Accounts Funds Trade NEW Webinar

Deposit

Accounts

Live Account Active Trading Platforms

Open Account

Active MT5 26588368

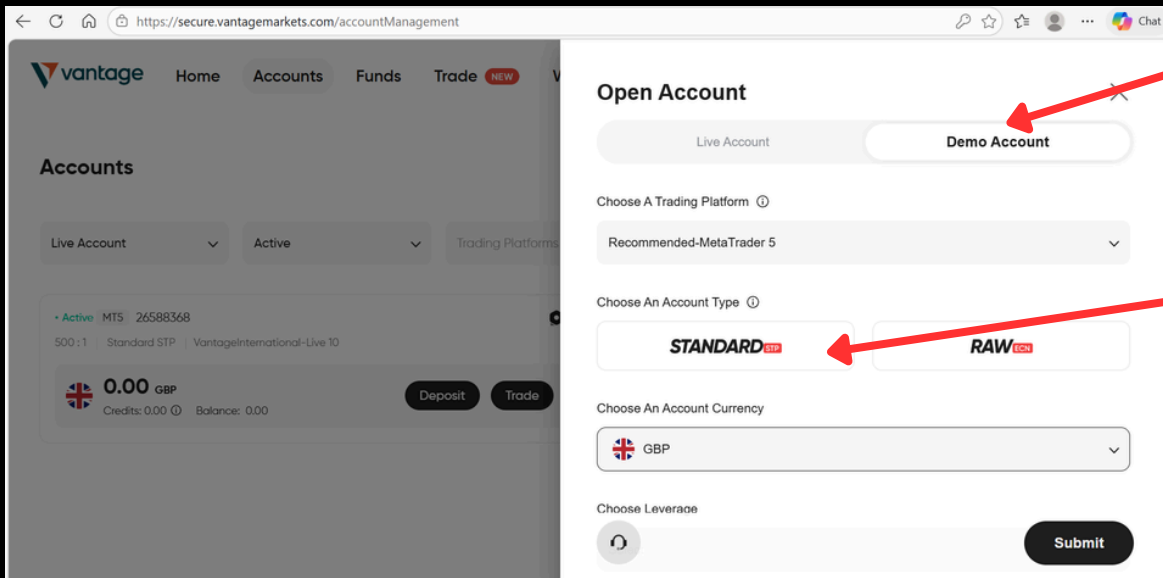
500:1 | Standard STP | VantageInternational-Live 10

0.00 GBP

Credits: 0.00 Balance: 0.00

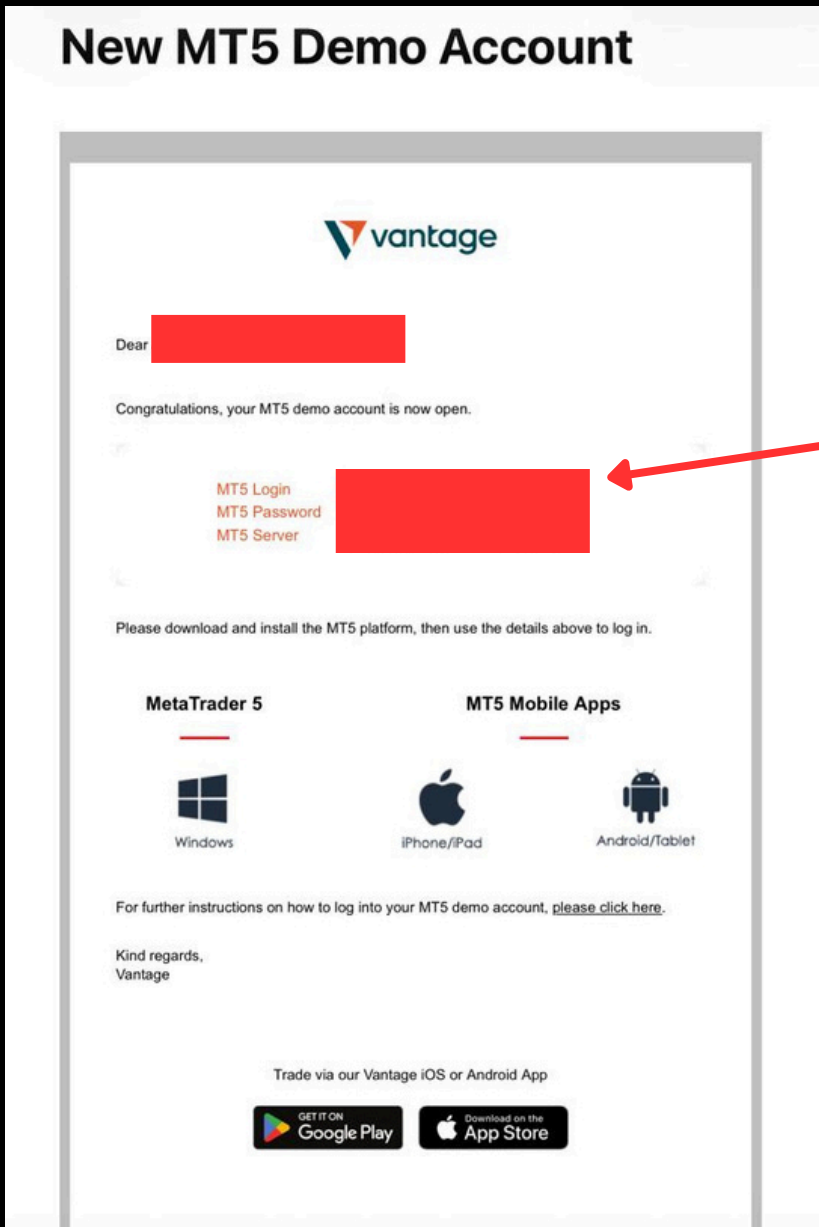
Deposit Trade

Open Account - Vantage Markets
Click Open Account



Select Demo

Select Standard



Make a note of these login details as they will be needed when setting up MT5

13:15

◀ App Store

4G

Settings

 Trade Accounts >

 New Account >

 News >

 Tradays
Economic calendar >

 Chat and Messages >
Sign in to MQL5.community!

 Traders Community >

 MQL5 Algo Trading >

 OTP >
One-time password generator

 Interface >
English

 Charts >

 Journal >

 Settings >

 Quotes

 Chart

 Trade

 History

 Settings

NOW GO TO MT5

ADD ACCOUNT











Click 'New Account'

13:15

App Store

4G

ADD VANTAGE

-  Vantage Global Prime LLP
VantageGlobalPrimeLLP 
-  Vantage Global Prime Pty Ltd
VantageGlobalPrimeAU 
-  Vantage International Group Limited
VantageInternational 
-  Vantage Markets (Pty) Ltd
VantageMarkets 
-  Vantage Trading Ltd
VantageTradingLtd 

Select 'Vantage International Group Limited'

Search 'Vantage'

Q vantage

q w e r t y u i o p

a s d f g h j k l

z x c v b n m

123



13:15

◀ App Store

4G



Vantage International Group Limited

Register a new account ✨

Demo account

Register an account to learn trading and test your strategies >

Use existing account

Server VantageInternational-Live 21 >

Login enter login

Password enter password

Save password

Forgot Password?

Sign In

VANTAGE SERVER DETAILS

(CHECK EMAILS)

**Enter the server
details Vantage
emailed you**

10:38



GBP



Balance:	1 004.99
Equity:	1 094.99
Credit:	90.00
Free Margin:	1 094.99



FUNDS ACTIVE

Funds will now be in there to trade whether demo or live.

↓↑
Quotes

⌵⌶
Chart

📈
Trade

🕒
History

⚙️ 5
Settings

10:44



Quotes



- +26 **2.34%**
.AAL.OQ
22:59:48 12
- +245 **0.95%**
.AAPL.OQ
22:59:50 14
- +285 **2.60%**
.ABT.N
22:59:49 14
- 820 **-3.77%**
.ACN.N
22:59:49 25
- 112 **-0.40%**
.ADBE.OQ
22:59:49 30
- 335 **-1.48%**
.ADP.OQ
22:59:49 23
- 35 **-0.13%**
.ADSK.OQ
22:59:49 34
- 109 **-1.39%**
.AIG.N
22:59:49 17
- +121 **0.70%**
.ALGN.OQ
22:59:49 31
- +1023 **5.32%**
.AMD.OQ
22:59:50 15

11.39	11.51
L: 10.37	H: 11.42
259.88	260.02
L: 253.56	H: 261.03
112.54	112.68
L: 108.52	H: 112.69
209.09	209.34
L: 205.66	H: 214.28
282.20	282.50
L: 276.68	H: 283.76
222.81	223.04
L: 220.05	H: 225.04
260.45	260.79
L: 255.76	H: 261.54
77.57	77.74
L: 76.41	H: 78.42
175.05	175.36
L: 164.17	H: 175.23
202.57	202.72
L: 189.56	H: 202.86

GO TO QUOTES

Go to Quotes and search for XAUUSD, which is what you will be trading


Quotes

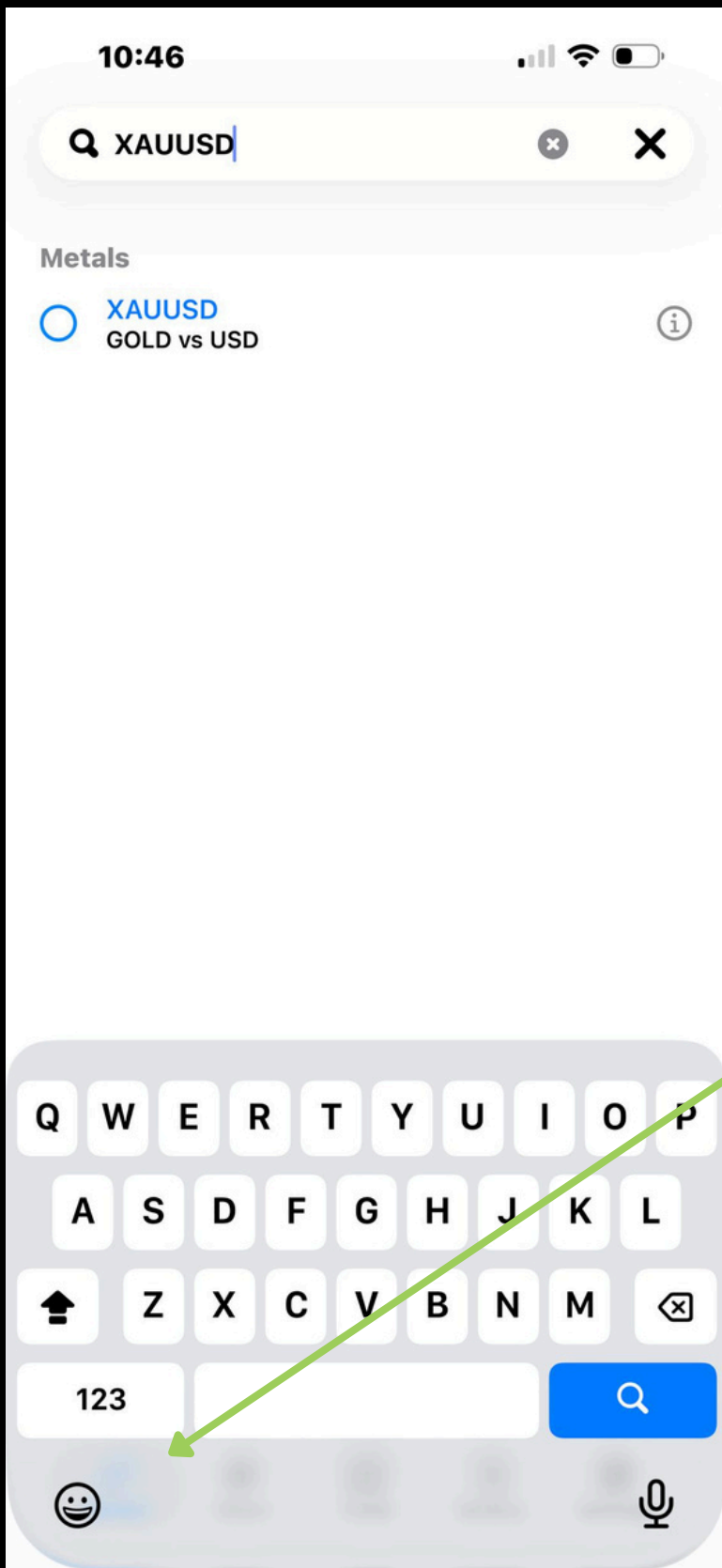
Chart

Trade

History

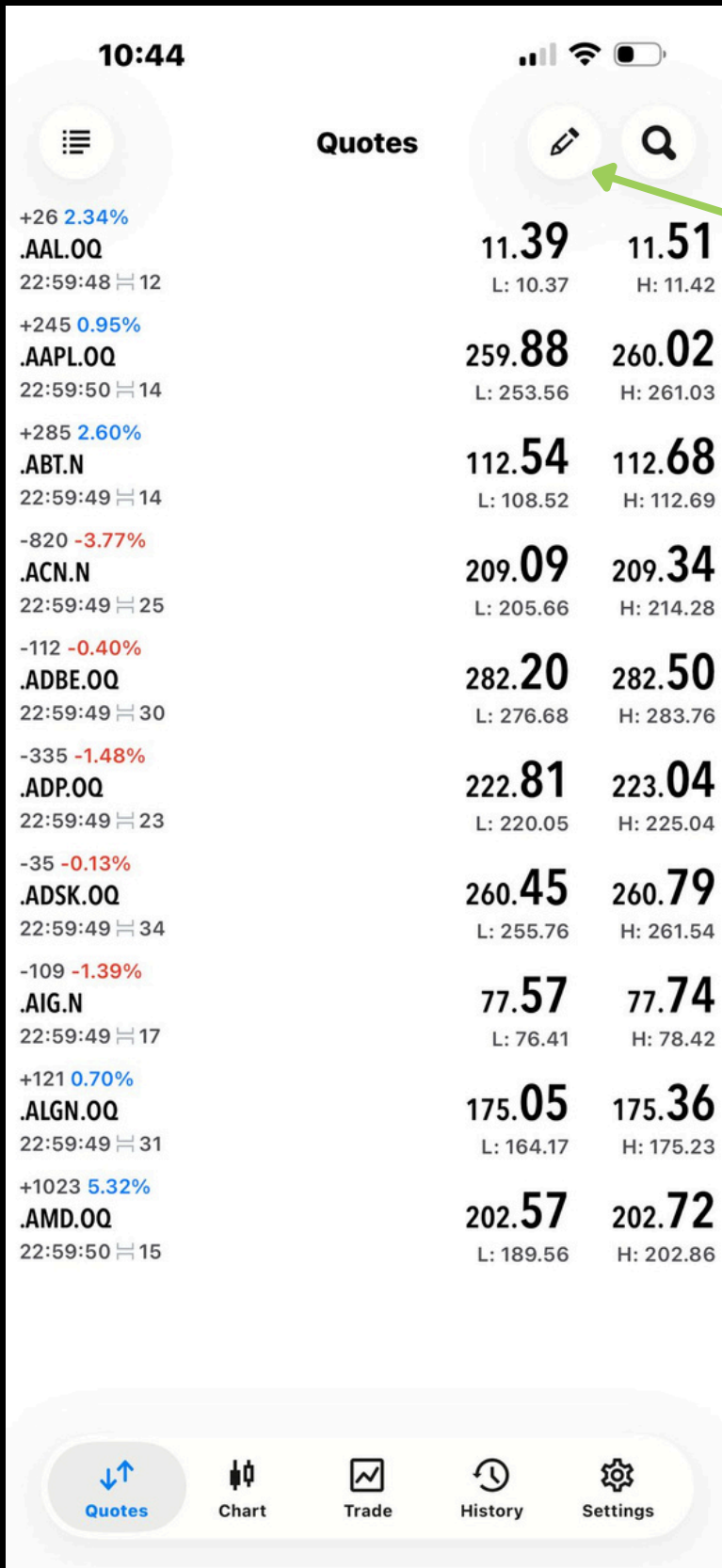
Settings





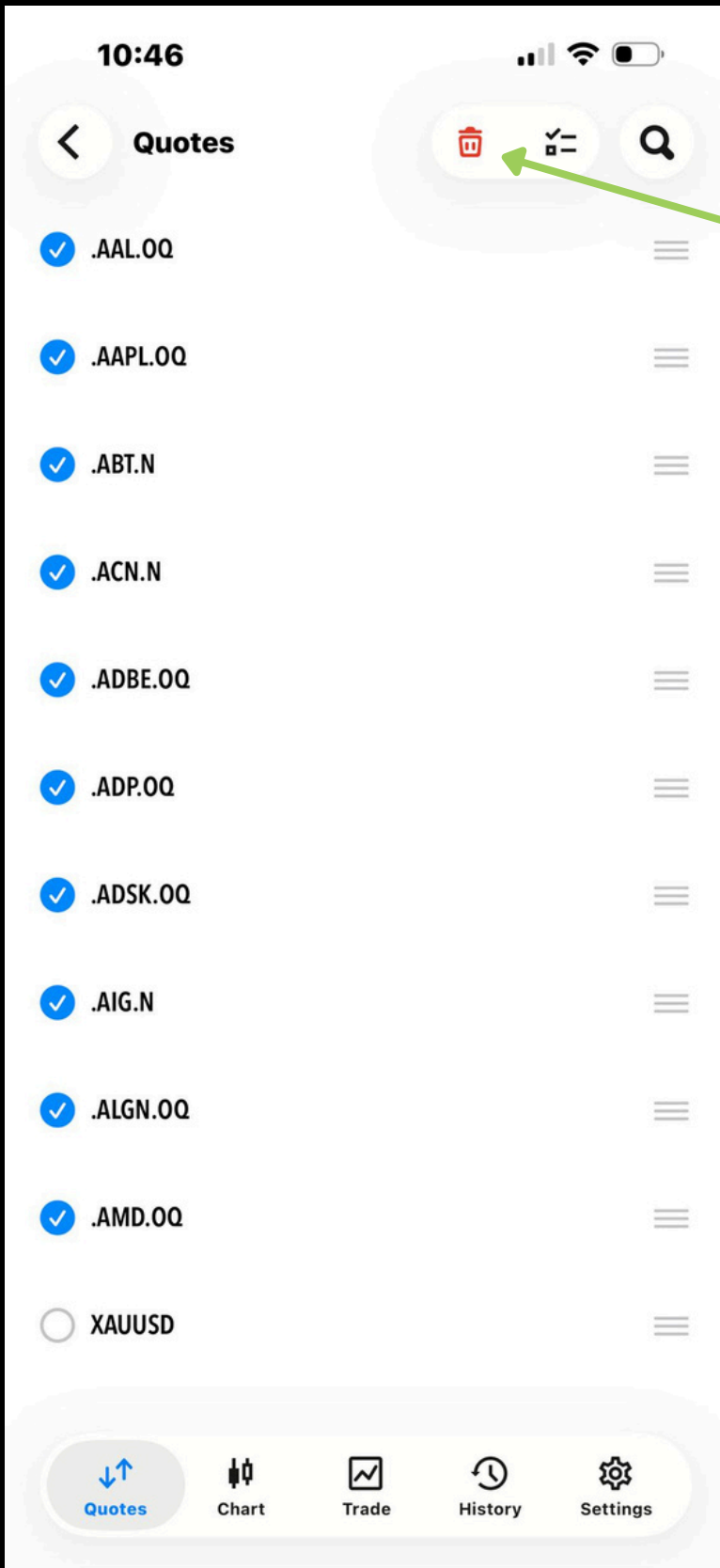
SEARCH XAUUSD

Once you've clicked Quotes and search for XAUUSD, make sure you add it, as this is what you will be trading



REMOVAL ALL

Click the pen and remove all the other pairs to avoid confusion



SELECT ALL & REMOVE

Select all the other pairs and remove them to avoid confusion



XAUUSD

It should now only show 'Gold', which is what you will be trading.

Join our VIP group (if you're going live instantly)

Step 1. Deposit your funds

Step 2. Reach out in our support channel stating your full name, confirming that you are now live in the SUPPORT CHANNEL

Step 3. Join the VIP group using this link

Step 4. The X-Code team will confirm that you are live and part of the community before accepting you into this group to start making extra income.

